SINCE 1986 CROWN LIFTERS™

HYDRAULIC CRAWLER CRANE

KOBELCO

CKE2500

Max. Lifting Capacity: 250 t
Max. Boom Length: 91.4 m
Max. Jib Combination: 76.2 + 30.5 m
Max. Luffing Jib Combination: 51.8 + 61.0 m

SPECIFICATIONS

Main Boom	
Max. Lifting Capacity	250 t/4.0 m
Max. Length	91.4 m
Fixed Jib	
Max. Lifting Capacity	26.8 t/9.8 m
Max. Combination	76.2 m + 30.5 m
Luffing Jib	
Max. Lifting Capacity	70 t/9.8 m
Max. Combination	61.0m + 51.8 m, 51.8 m + 61.0 m
Luffing Angle	63° – 88°
Main & Aux. Winch	
Max. Line Speed	110 m/min (1st layer)
Rated Line Pull	132 kN (13.5 tf)
Max. Line Pull	245 kN (25 tf)
Wire Rope	25 mm
Wire Rope Length	480 m (Main), 385 m (Aux.)
Brake Type	Wet-type multiple disc brake
Free-Fall	Option

Working Speed	
Swing Speed	2.1 min⁻¹ (rpm)
Travel Speed	1.1/0.7 km/h
Power Plant	
Model	Mitsubishi 6D24-TLU2D
Engine Output	235 kW/2,000 min⁻¹ (rpm)
Fuel Tank Capacity	400 liters
Hydraulic System	
Main Pumps	4 variable displacement
Max. Pressure	30.9 MPa (315 kgf/cm²)
Hydraulic Tank Capacity	550 liters
Self-Erection Device	Standard
Weight	
Operating Weight	Approx. 208 t
Counterweight	80.6 t (Upper), 20.0 t (Lower)
Transport Weight	44.9 t (Main machine)
Ground Pressure	95 kPa (0.97 kgf/cm²)

GENERAL DIMENSIONS

Unit: mm

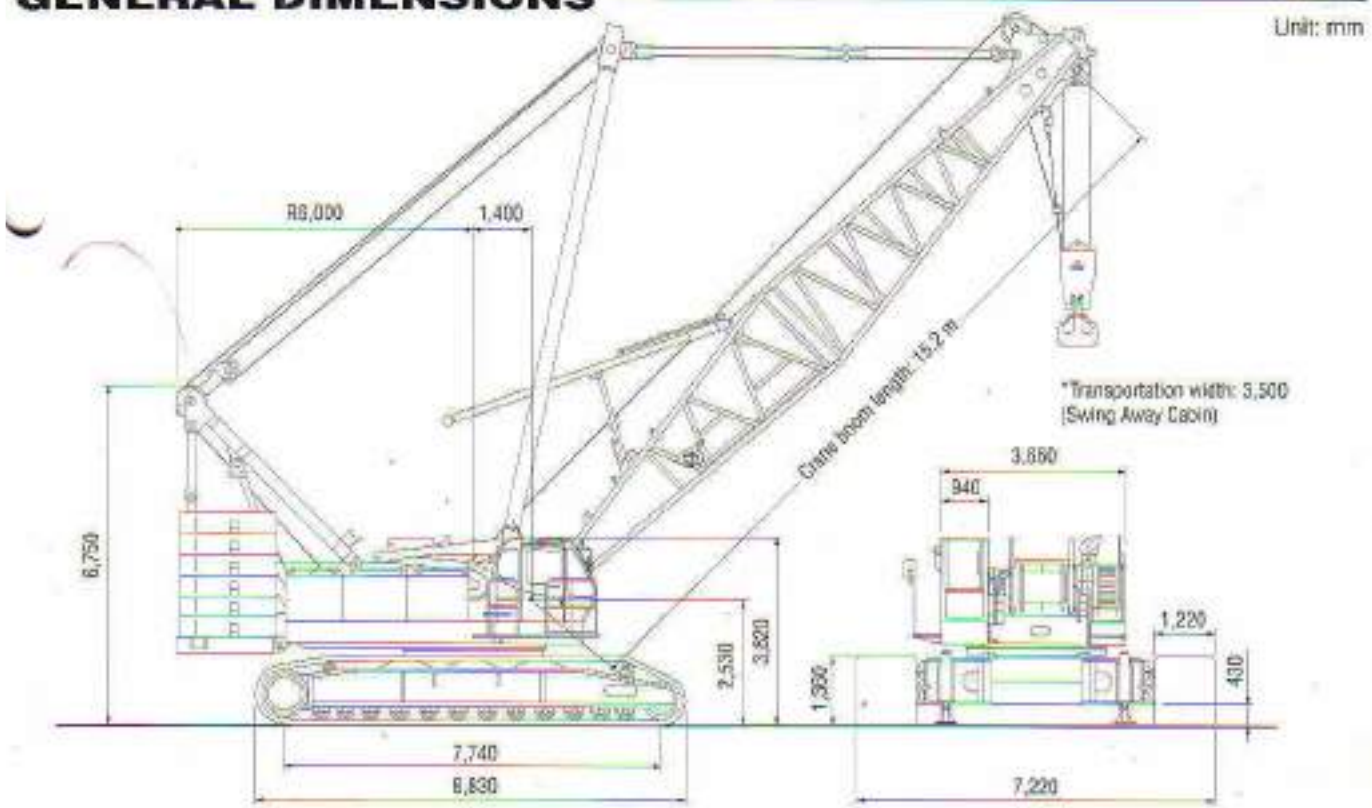

KOBELCO CONSTRUCTION MACHINERY CO., LTD.

MAIN BOOM LIFTING CAPACITY

Rated loads in metric tons for 360° working area (Counterweight: 80.6 t, Carbody weight: 20.0 t)

Crawlers fully extended

Boom length m (ft) / Working radius (m)	15.2 (50)	18.3 (60)	21.3 (70)	24.4 (80)	27.4 (90)	30.5 (100)	33.5 (110)	36.6 (120)	39.6 (130)	42.7 (140)	45.7 (150)	48.8 (160)	51.8 (170)	54.9 (180)	57.9 (190)	61.0 (200)	64.0 (210)	67.1 (220)	70.1 (230)	73.2 (240)	76.2 (250)	79.2 (260)	82.3 (270)	85.3 (280)	88.4 (290)	91.4 (300)
4.0	43.0/40.0	41.0/38.5																								
5.0	198.7	189.7	173.1/164.5	167.1/158.4																						
6.0	167.7	167.7	167.7	166.7	91.1/159.6	89.1/148.1																				
7.0	144.2	144.2	144.2	144.2	143.2	141.3	71.1/139.4	70.1/130.0																		
8.0	127.2	127.2	127.2	126.2	126.2	125.2	124.4	124.3	63.1/122.9	63.1/113.3																
9.0	112.2	112.2	113.2	113.2	112.2	111.2	111.0	110.8	109.0	105.9	59.1/103.0	58.1/95.1	58.1/86.6													
10.0	101.3	101.2	101.2	101.2	101.2	100.2	100.0	99.8	97.3	94.7	92.3	90.0	87.6	51.4/82.7	48.9/77.1	51.4/70.1	51.1/64.7									
12.0	93.7	93.7	93.7	93.7	93.7	93.7	93.4	91.7	79.7	77.8	76.0	74.4	72.5	71.0	69.3	68.0	66.4	62.3/61.5	62.3/56.8	61.3/52.6	61.3/48.6	55.7/45.5				
14.0	69.7	69.7	69.7	69.7	69.7	69.7	69.7	68.8	67.3	65.8	64.3	63.0	61.6	60.4	59.0	57.9	56.6	55.4	54.3	53.2	52.2	51.3/50.4	48.1/47.2	45.3/45.2	43.5/43.5	42.6/42.6
16.0	60.7	60.7	59.7	59.2	59.2	59.2	59.0	59.0	58.0	56.7	55.5	54.5	53.2	52.2	51.0	50.2	49.1	48.1	47.2	46.3	45.4	44.5	43.5	42.6	38.2	35.7/34.9
18.0		51.5/52.1	50.7	50.7	50.7	50.7	50.3	50.3	50.0	49.7	48.6	47.8	46.7	45.8	44.8	44.1	43.1	42.2	41.4	40.7	39.9	39.1	38.2	37.5	34.8	31.9
20.0			45.0	44.7	44.2	44.0	43.6	43.6	43.3	43.0	42.8	42.4	41.4	40.6	39.7	39.1	38.3	37.4	36.6	36.1	35.4	34.7	33.9	33.2	31.8	29.1
22.0			39.1/44.7	39.5	39.1	38.8	38.4	38.4	38.1	37.8	37.5	37.3	37.0	36.4	36.5	35.0	34.2	33.5	32.9	32.2	31.7	31.0	30.2	29.6	28.9	26.6
24.0				32.1/41.9	34.9	34.6	34.1	34.1	33.8	33.5	33.2	33.1	32.7	32.5	32.0	31.6	30.8	30.1	29.6	29.0	28.5	27.8	27.1	26.6	25.9	24.5
26.0					25.4/31.5	31.1	30.7	30.7	30.3	30.0	29.7	29.6	29.2	29.0	28.7	28.6	27.9	27.3	26.7	26.2	25.6	25.1	24.5	24.0	23.3	22.5
28.0						26.8/28.2	27.8	27.7	27.4	27.1	26.8	26.6	26.3	26.1	25.7	25.7	25.3	24.8	24.3	23.8	23.4	22.8	22.2	21.7	21.1	20.5
30.0							25.3	25.3	24.9	24.6	24.3	24.1	23.8	23.6	23.2	23.1	22.8	22.5	22.3	21.7	21.3	20.8	20.2	19.7	19.1	18.6
32.0							20.1/24.6	23.1	22.8	22.4	22.1	22.0	21.6	21.4	21.0	21.0	20.6	20.3	20.1	19.9	19.5	18.9	18.4	17.9	17.4	16.9
34.0								21.3/22.0	21.0	20.6	20.3	20.1	19.7	19.5	19.1	19.1	18.7	18.4	18.2	18.0	17.8	17.5	16.8	16.4	15.8	15.3
36.0									16.9/19.4	19.0	18.7	18.5	18.1	17.9	17.5	17.4	17.1	16.8	16.6	16.4	16.2	15.0	15.3	14.9	14.4	13.9
38.0										17.6	17.2	17.1	16.7	16.4	16.1	16.0	15.6	15.3	15.1	14.9	14.7	14.5	14.0	13.7	13.2	12.7
40.0										15.0/17.2	16.0	15.8	15.4	15.2	14.8	14.7	14.3	14.0	13.8	13.6	13.4	13.2	12.8	12.5	12.0	11.5
42.0											13.2/15.3	14.7	14.3	14.0	13.6	13.5	13.2	12.9	12.6	12.5	12.3	12.0	11.6	11.4	11.0	10.5
44.0												10.8/13.7	13.2	13.0	12.6	12.5	12.1	11.8	11.6	11.4	11.2	10.0	10.6	10.4	10.0	9.6
46.0													12.3	12.1	11.7	11.6	11.2	10.9	10.7	10.5	10.3	10.0	9.6	9.4	9.1	8.7
48.0													9.3/10.1	11.2	10.8	10.7	10.3	10.0	9.8	9.6	9.4	9.1	8.8	8.6	8.2	7.9
50.0														8.1/10.4	10.1	9.9	9.6	9.3	9.0	8.8	8.6	8.3	8.0	7.8	7.4	7.1
52.0															9.1/10.5	9.2	8.9	8.6	8.3	8.1	7.9	7.6	7.3	7.0	6.7	6.[illegible]
54.0																8.6	8.2	7.9	7.6	7.4	7.2	6.9	6.6	6.4	6.0	
56.0																7.8/8.5	7.6	7.3	7.0	6.8	6.5	6.3	6.0	5.8	5.4	5.1
58.0																	6.7/7.4	6.8	6.5	6.3	6.0	5.7	5.4	5.2	4.8	4.6
60.0																		5.8/6.3	6.0	5.8	5.5	5.2	4.9	4.7	4.3	4.0
62.0																			5.5	5.3	5.0	4.7	4.4	4.2	3.8	3.5
64.0																			4.8/5.4	4.8	4.5	4.3	3.9	3.7	3.4	3.1
66.0																				4.0/4.6	4.1	3.8	3.5	3.3	2.9	2.6
68.0																					3.5/3.8	3.5	3.1	2.9	2.5	2.2
70.0																						3.1	2.7	2.5	2.2	1.9
72.0																						2.3/3.1	2.4	2.2	1.8	1.5
74.0																							1.9/2.2	1.9	1.5	1.2
76.0																								1.5/1.6	1.2	0.9/0.8
78.0																									0.9	
80.0																									0.6/0.9	

Note: 1. Rating according to DIN 15019-3 and prEN 13000.
2. Rating shown in [ ] are determined by the strength of the boom or other structural components.
3. Instruction in the operator's manual must be strictly observed when operating the machine.

FIXED JIB LIFTING CAPACITY

(counterweight: 80.6 t, carbodyweight: 20.0 t, without main hook)

Jib Offset Angle: 10°

Boom length	27.4 m		51.8 m		76.2 m	
Jib length	12.2 m	30.5 m	12.2 m	30.5 m	12.2 m	30.5 m
9.8 m	9.8 m/26.8					
10.0 m	26.8					
12.0 m	25.5		13.6 m/26.8			
14.0 m	24.3		26.8			
16.0 m	23.0	16.0 m/6.9	25.9		17.4 m/26.8	
18.0 m	21.8	6.5	25.1	19.8 m/6.9	26.7	
20.0 m	20.7	6.2	24.4	6.9	26.1	
22.0 m	19.6	5.9	23.5	6.6	25.5	23.6 m/6.8
24.0 m	18.9	5.6	22.8	6.3	24.9	6.8
26.0 m	18.1	5.3	22.1	6.1	24.4	6.6
28.0 m	17.3	5.1	21.5	5.9	23.9	6.4
30.0 m	16.7	4.9	20.9	5.7	21.7	6.2
34.0 m	15.5	4.5	19.7	5.3	18.3	5.9
38.0 m	37.1 m/14.5	4.1	17.7	5.0	15.5	5.6
42.0 m		3.8	15.2	4.7	13.0	5.3
46.0 m		3.5	13.1	4.4	10.9	5.0
50.0 m		3.2	11.4	4.1	9.2	4.8
54.0 m		3.0	10.0	3.9	7.8	4.5
58.0 m		54.6 m/3.0	8.8	3.7	6.5	4.3
62.0 m			58.3 m/8.7	3.5	5.5	4.1
66.0 m				3.3	4.6	3.9
70.0 m				3.2	3.7	3.8
74.0 m				3.0	3.0	3.6
78.0 m				75.7 m/3.0	2.4	3.5
82.0 m					79.3 m/2.2	3.0
86.0 m						2.5
90.0 m						2.0
94.0 m						1.5
96.0 m						96.8 m/1.2

Jib Offset Angle: 30°

Boom length	27.4 m		51.8 m		76.2 m	
Jib length	12.2 m	30.5 m	12.2 m	30.5 m	12.2 m	30.5 m
12.0 m	13.5 m/19.5					
14.0 m	19.3					
16.0 m	18.7		17.3 m/19.4			
18.0 m	17.9		19.3			
20.0 m	16.8		18.0		21.1 m/19.3	
22.0 m	15.9		16.5		19.2	
24.0 m	15.2	25.3 m/4.2	16.0		18.9	
26.0 m	14.5	4.1	17.3		18.7	
28.0 m	13.9	4.0	16.7	29.1 m/4.2	18.4	
30.0 m	13.4	3.8	16.2	4.1	18.0	32.9 m/4.1
34.0 m	12.7	3.6	15.2	3.9	17.0	4.1
38.0 m	37.8 m/13.4	3.3	14.4	3.7	16.2	3.9
42.0 m		3.1	13.7	3.5	13.6	3.7
46.0 m		2.9	13.2	3.3	11.5	3.6
50.0 m		2.8	11.7	3.2	9.7	3.4
54.0 m		2.7	10.2	3.0	8.2	3.3
58.0 m		56.4 m/2.7	8.9	2.9	6.9	3.2
62.0 m			59.0 m/8.6	2.8	5.8	3.1
66.0 m				2.8	4.8	3.0
70.0 m				2.7	3.9	2.9
74.0 m				2.7	3.2	2.8
78.0 m				77.6 m/2.7	2.5	2.8
82.0 m					80.1 m/2.2	2.7
86.0 m						2.7
90.0 m						2.3
94.0 m						1.7
98.0 m						1.3
100.0 m						98.7 m/1.2

LUFFING JIB LIFTING CAPACITY (Boom Angle Fixed Type 88° and 83°)

Boom length	21.3 m												24.4 m											
Jib length	24.4 m		30.5 m		36.6 m		42.7 m		51.8 m		61.0 m		24.4 m		30.5 m		36.6 m		42.7 m		51.8 m		61.0 m	
Boom Angle	88°	83°	88°	83°	88°	83°	88°	83°	88°	83°	88°	83°	88°	83°	88°	83°	88°	83°	88°	83°	88°	83°	88°	83°
12.0 m	61.4		61.4										61.4		61.4									
14.0 m	55.1		55.1		40.5								55.4		55.4		40.5							
16.0 m	47.5	53.8	47.8		40.2		29.6						47.9	53.2	48.2		40.4		29.6					
18.0 m	40.0	47.3	40.3	47.4	37.2		27.7		17.7				40.3	46.8	40.8	46.4	37.3		27.7		17.8			
20.0 m	34.4	39.9	34.7	40.7	34.6	37.1	25.6		16.3		9.8		34.6	40.7	34.8	41.2	34.7	37.6	25.7		16.4		9.8	
22.0 m	30.0	34.4	30.3	35.6	31.2	34.6	23.8	24.6	15.1		9.1		30.2	35.3	30.5	35.9	31.4	35.0	23.9	24.9	15.2		9.1	
24.0 m	26.5	30.0	26.8	30.6	27.6	31.2	22.2	23.0	14.1	15.1	8.4		26.6	30.7	26.9	31.3	27.7	31.9	22.3	23.2	14.1		8.4	
26.0 m		26.5	23.9	27.1	24.6	27.6	20.9	21.5	13.1	14.0	7.8			27.1	24.6	27.7	24.7	28.1	20.9	21.8	13.1	14.2	7.8	
28.0 m		22.9	21.5	24.2	22.2	24.6	19.6	20.2	12.3	13.1	7.2	7.8		24.0	21.6	24.7	22.3	25.1	19.7	20.5	12.3	13.2	7.2	7.8
30.0 m			19.5	21.6	20.1	22.3	18.5	19.1	11.5	12.3	6.7	7.2			19.5	22.2	20.2	22.6	18.6	19.3	11.5	12.4	6.7	7.3
34.0 m				17.3	16.7	18.3	16.6	17.1	10.2	10.8	5.5	6.2				18.1	16.8	18.6	16.7	17.3	10.2	10.9	5.5	6.3
38.0 m					13.1	15.4	14.1	15.5	9.1	9.6	4.2	4.8					13.3	15.6	14.1	15.7	9.1	9.7	4.2	4.9
42.0 m							11.9	13.3	8.1	8.6	3.2	3.7							12.1	13.5	8.1	8.7	3.2	3.8
46.0 m								11.0	7.4	7.8	2.3	2.7								11.5	7.4	7.8	2.3	2.8
50.0 m									6.7	7.0		1.8										7.1		1.9
54.0 m										6.5												6.5		

Boom length	30.5 m												36.6 m											
Jib length	24.4 m		30.5 m		36.6 m		42.7 m		51.8 m		61.0 m		24.4 m		30.5 m		36.6 m		42.7 m		51.8 m		61.0 m	
Boom Angle	88°	83°	88°	83°	88°	83°	88°	83°	88°	83°	88°	83°	88°	83°	88°	83°	88°	83°	88°	83°	88°	83°	88°	83°
12.0 m	61.4												53.5											
14.0 m	56.1		53.5		40.5								53.5		53.5		40.5							
16.0 m	48.8	51.8	49.1		40.5		29.6						49.6	49.4	49.2		40.5		29.7					
18.0 m	40.9	46.2	41.2	44.3	37.6		27.9		17.9				41.5	44.1	41.8		37.8		28.1		18.0			
20.0 m	35.1	41.6	35.3	40.0	34.9	39.5	25.8		16.5				35.5	39.8	35.8	38.2	35.1		26.0		16.6			
22.0 m	30.5	36.7	30.8	36.4	31.8	35.0	24.0	25.6	15.3		9.1		30.8	36.3	31.1	34.8	32.2	33.5	24.1		15.3		9.2	
24.0 m	26.9	32.2	27.2	32.3	28.0	32.1	22.4	23.6	14.2		8.5		27.1	32.9	27.4	31.9	28.3	30.7	22.5	24.4	14.2		8.5	
26.0 m	23.3	28.3	24.2	28.9	25.0	29.4	21.0	22.3	13.2	14.6	7.8		23.9	29.5	24.3	29.5	25.2	28.3	21.1	22.9	13.3	14.9	7.9	
28.0 m		25.0	21.7	25.6	22.4	26.1	19.7	20.9	12.3	13.6	7.3	8.1		26.0	21.9	26.7	22.6	26.3	19.8	21.3	12.4	13.9	7.3	
30.0 m			19.6	23.3	20.3	23.4	18.6	19.7	11.5	12.7	6.8	7.5		23.1	19.7	23.8	20.4	24.3	18.7	20.1	11.6	12.9	6.8	7.7
34.0 m				18.7	16.9	19.2	16.7	17.6	10.2	11.1	5.8	6.5				19.4	17.0	19.8	16.7	17.9	10.2	11.4	5.8	6.8
38.0 m					13.7	16.1	14.2	15.8	9.1	9.9	4.3	5.1					14.1	16.5	14.2	16.2	9.1	10.0	4.3	5.4
42.0 m							12.1	13.8	8.2	8.8	3.2	3.8						13.9	12.1	14.2	8.2	9.0	3.2	4.1
46.0 m								11.9	7.4	7.9	2.3	2.9								12.2	7.4	8.0	2.3	3.1
50.0 m										7.2		2.0									6.7	7.3		2.2
54.0 m										6.5												6.6		

Boom length	42.7 m												48.8 m											
Jib length	24.4 m		30.5 m		36.6 m		42.7 m		51.8 m		61.0 m		24.4 m		30.5 m		36.6 m		42.7 m		51.8 m		61.0 m	
Boom Angle	88°	83°	88°	83°	88°	83°	88°	83°	88°	83°	88°	83°	88°	83°	88°	83°	88°	83°	88°	83°	88°	83°	88°	83°
12.0 m	53.5												40.5											
14.0 m	53.5		53.5										40.5		40.5									
16.0 m	49.4		47.3		40.5		29.7						40.5		40.5		40.5		29.7					
18.0 m	42.2	42.0	42.4		38.1		28.3						40.5	39.0	40.5		38.3		28.5					
20.0 m	36.0	37.9	36.2	36.4	35.3		26.1		16.7				36.5	36.1	36.7	34.6	35.5		26.3		16.8			
22.0 m	31.9	34.6	31.5	33.2	32.5	31.9	24.3		15.4		9.3		31.5	33.0	31.8	31.6	32.5	30.4	24.4		15.5		9.3	
24.0 m	27.4	31.8	27.7	30.4	28.6	29.3	22.6	25.8	14.3		8.6		27.6	30.3	27.9	29.0	28.9	27.9	22.7	25.7	14.4		8.6	
26.0 m	24.2	29.4	24.6	28.1	25.4	27.0	21.2	23.3	13.3		7.9		24.4	28.1	24.8	26.8	25.7	25.7	21.3	23.9	13.4		7.7	
28.0 m		26.8	22.0	26.1	22.8	25.1	19.9	21.8	12.4	14.2	7.4			26.1	22.2	24.9	23.0	23.9	20.0	22.3	12.5	14.6	6.6	
30.0 m		24.3	19.8	24.4	20.6	23.4	18.7	20.5	11.6	13.2	6.8	7.9		24.2	19.9	23.2	20.8	22.2	18.8	20.9	11.7	13.6	5.7	
34.0 m				20.0	17.1	20.5	16.8	18.2	10.3	11.6	5.7	6.8				20.5	17.2	19.5	16.8	18.6	10.3	11.8	4.1	7.0
38.0 m					14.3	17.0	14.3	16.4	9.1	10.2	4.4	5.6				16.9	14.4	17.4	14.3	16.5	9.2	10.4	2.7	5.6
42.0 m						14.3	12.2	14.8	8.2	9.1	3.3	4.3						14.7	12.2	14.8	8.2	9.3		4.5
46.0 m								12.5	7.4	8.2	2.3	3.2								12.8	7.4	8.3		3.6
50.0 m									6.7	7.4		2.3									6.7	7.5		2.4
54.0 m									6.1	6.7											6.1	6.8		
58.0 m																						6.2		

Boom length	54.9 m												61.0 m					
Jib length	24.4 m		30.5 m		36.6 m		42.7 m		51.8 m		30.5 m		36.6 m		42.7 m		51.8 m	
Boom Angle	88°	83°	88°	83°	88°	83°	88°	83°	88°	83°	88°	83°	88°	83°	88°	83°	88°	83°
14.0 m											33.5							
16.0 m	40.5		40.5								30.2		29.8					
18.0 m	40.5		38.7		38.7						27.5		26.8		26.8			
20.0 m	36.7		36.2		35.3		26.8				25.3		24.9		24.5		17.0	
22.0 m	33.8	34.3	33.3		32.5		26.5		16.9		23.3	28.2	23.0		22.6		15.7	
24.0 m	31.3	31.3	30.8	29.9	30.0		24.5		15.6		21.7	26.8	21.3	24.0	20.9		14.3	
26.0 m	28.3	28.8	28.6	27.5	27.9	26.4	22.8		14.5		20.2	23.7	19.8	22.7	19.4	22.4	13.5	
28.0 m	25.0	26.6	25.4	25.4	25.9	24.4	21.4	24.3	13.4		19.0	22.6	18.5	21.1	18.1	20.7	12.6	
30.0 m	20.7	24.9	22.7	23.5	23.2	22.6	20.0	22.6	12.5	15.0	17.9	20.4	17.4	19.6	17.0	19.3	11.8	14.2
34.0 m		23.2	20.4	22.0	20.9	21.1	18.9	21.1	11.7	13.9	16.3	17.8	15.9	17.3	15.6	16.8	10.4	12.4
38.0 m			15.6	19.4	17.3	18.5	16.9	18.5	10.3	12.1		16.1	14.1	15.4	13.5	14.9	9.2	10.8
42.0 m				17.5	14.5	16.5	14.4	16.5	9.2	10.6				13.9	12.2	13.4	8.2	9.6
46.0 m						14.9	12.3	14.8	8.2	9.4						12.1	7.4	8.6
50.0 m								13.1	7.4	8.4						11.2	6.7	7.7
54.0 m								11.2	6.7	7.8							6.1	7.0
58.0 m									6.1	6.9								6.3
60.0 m										6.3								6.1

Note:
1. Rating according to DIN 15018-3 and prEN 13000.
2. Rating shown in [ ] are determined by the strength of the boom or other structural components.
3. Instruction in the operator's manual must be strictly observed when operating the machine.

BOOM & JIB ARRANGEMENT

CRANE BOOM ARRANGEMENT

Boom length m (ft)	Boom arrangement
15.2 (50)	Base-Tip
19.3 (60)	Base-A-Tip
21.3 (70)	Base-A-A-Tip, Base-B-Tip
24.4 (80)	Base-A-B-Tip
27.4 (90)	Base-A-A-B-Tip, Base-D-Tip, Base-B-B-Tip
30.5 (100)	Base-A-B-B-Tip, Base-A-D-Tip
33.5 (110)	Base-A-A-B-B-Tip, Base-A-A-D-Tip, Base-B-D-Tip
36.6 (120)	Base-A-B-D-Tip
39.6 (130)	Base-A-A-B-D-Tip, Base-D-D-Tip, Base-B-B-D-Tip
42.7 (140)	Base-A-D-B-D-Tip, Base-A-D-D-Tip
45.7 (150)	Base-A-A-B-B-D-Tip, Base-A-A-D-D-Tip, Base-B-D-D-Tip
48.8 (160)	Base-A-B-D-D-Tip
51.8 (170)	Base-A-A-B-D-D-Tip, Base-B-B-D-D-Tip, Base-D-D-D-Tip
54.9 (180)	Base-A-B-B-D-D-Tip, Base-A-D-D-D-Tip
57.9 (190)	Base-A-A-B-B-D-D-Tip, Base-A-A-D-D-D-Tip, Base-B-D-D-D-Tip
61.0 (200)	Base-A-B-D-D-D-Tip
64.0 (210)	Base-A-A-B-D-D-D-Tip, Base-B-B-D-D-D-Tip, Base-D-D-D-D-Tip
67.1 (220)	Base-A-B-B-D-D-D-Tip, Base-A-D-D-D-D-Tip
70.1 (230)	Base-A-A-B-B-D-D-D-Tip, Base-A-A-D-D-D-D-Tip, Base-B-D-D-D-D-Tip
73.2 (240)	Base-A-B-D-D-D-D-Tip
76.2 (250)	Base-A-A-B-D-D-D-D-Tip, Base-B-B-D-D-D-D-Tip, Base-D-D-D-D-D-Tip
79.3 (260)	Base-A-B-B-D-D-D-D-Tip, Base-A-D-D-D-D-D-Tip
82.3 (270)	Base-A-A-B-B-D-D-D-D-Tip, Base-A-A-D-D-D-D-D-Tip, Base-B-D-D-D-D-D-Tip
85.3 (280)	Base-A-B-D-D-D-D-D-D-Tip
88.4 (290)	Base-A-A-B-D-D-D-D-D-D-Tip, Base-B-B-D-D-D-D-D-D-Tip
91.4 (300)	Base-A-B-B-D-D-D-D-D-D-Tip

Base Boom Length and Boom Tip Length
Base = 7.8 m (25'), Tip = 8.3 m (27')
Insert Boom
A = 3.0 m (10'), B = 6.1 m (20'), D = 12.2 m (40')

FIXED JIB ARRANGEMENT

Jib length m (ft)	Jib arrangement
12.2 (40)	Base-A-Tip
18.3 (60)	Base-A-B-Tip
24.4 (80)	Base-A-B-B-Tip
30.5 (100)	Base-A-B-B-B-Tip

Base Jib Length and Jib Tip Length
Base = 7.8 m (25'), Tip = 8.3 m (27')
Insert Jib
A = 3.0 m (10'), B = 6.1 m (20')

LUFFING BOOM ARRANGEMENT

Boom length m (ft)	Boom arrangement
21.3 (70)	Base-A-B-Cap
24.4 (80)	Base-A-A-B-Cap, Base-B-B-Cap, Base-D-Cap
27.4 (90)	Base-A-B-B-Cap, Base-A-D-Cap
30.5 (100)	Base-A-A-B-B-Cap, Base-A-A-D-Cap, Base-B-D-Cap
33.5 (110)	Base-A-B-D-Cap
36.6 (120)	Base-A-A-B-D-Cap, Base-B-B-D-Cap, Base-D-D-Cap
39.6 (130)	Base-A-B-B-D-Cap, Base-A-D-D-Cap
42.7 (140)	Base-A-A-B-B-D-Cap, Base-A-A-D-D-Cap, Base-B-D-D-Cap
45.7 (150)	Base-A-B-D-D-Cap
48.8 (160)	Base-A-A-B-D-D-Cap, Base-B-B-D-D-Cap, Base-D-D-D-Cap
51.8 (170)	Base-A-B-B-D-D-Cap, Base-A-D-D-D-Cap
54.9 (180)	Base-A-A-B-B-D-D-Cap, Base-B-D-D-D-Cap, Base-A-A-D-D-D-Cap
57.9 (190)	Base-A-B-D-D-D-Cap
61.0 (200)	Base-A-A-B-D-D-D-Cap, Base-B-B-D-D-D-Cap

Base Boom Length and Luffing Boom Cap Length
Base = 7.8 m (25'), Cap = 8.3 m (27')
Insert Luffing Boom
A = 3.0 m (10'), B = 6.1 m (20'), D = 12.2 m (40')

LUFFING JIB ARRANGEMENT

Jib length m (ft)	Jib arrangement
21.3 (70)	Base-A-B-Tip
24.4 (80)	Base-A-A-B-Tip, Base-B-B-Tip, Base-D-Tip
27.4 (90)	Base-A-B-B-Tip, Base-A-D-Tip
30.5 (100)	Base-A-A-B-B-Tip, Base-B-D-Tip, Base-A-A-D-Tip
33.5 (110)	Base-A-B-D-Tip
36.6 (120)	Base-A-A-B-D-Tip, Base-B-B-D-Tip, Base-D-D-Tip
39.6 (130)	Base-A-B-B-D-Tip, Base-A-D-D-Tip
42.7 (140)	Base-A-A-B-B-D-Tip, Base-B-D-D-Tip, Base-A-A-D-D-Tip
45.7 (150)	Base-A-B-D-D-Tip
48.8 (160)	Base-A-A-B-D-D-Tip, Base-B-B-D-D-Tip
51.8 (170)	Base-A-B-B-D-D-Tip
54.9 (180)	Base-A-A-B-B-D-D-Tip, Base-A-A-D-D-D-Tip, Base-B-D-D-D-Tip
57.9 (190)	Base-A-B-D-D-D-Tip
61.0 (200)	Base-A-A-B-D-D-D-Tip

Base Luffing Jib Length and Luffing Jib Tip Length
Base = 7.8 m (25'), Tip = 8.3 m (27')
Insert Luffing Jib
A = 3.0 m (10'), B = 6.1 m (20'), D = 12.2 m (40')

WORKING RADIUS

CRANE BOOM



FIXED JIB (Jib Offset Angle: 10°+ 30°)

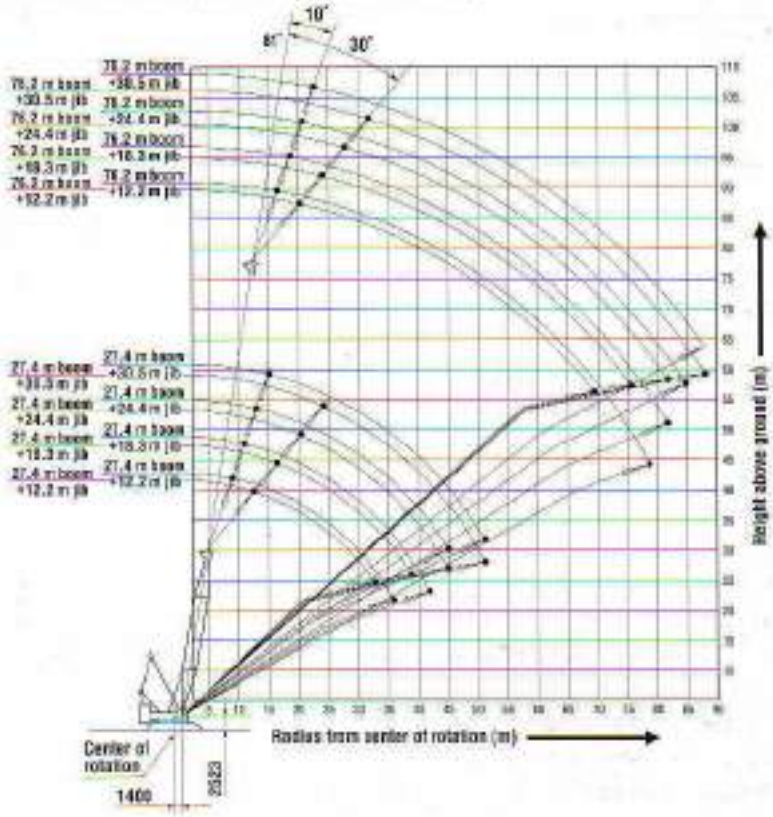

LUFFING JIB

Boom Angle: 88°

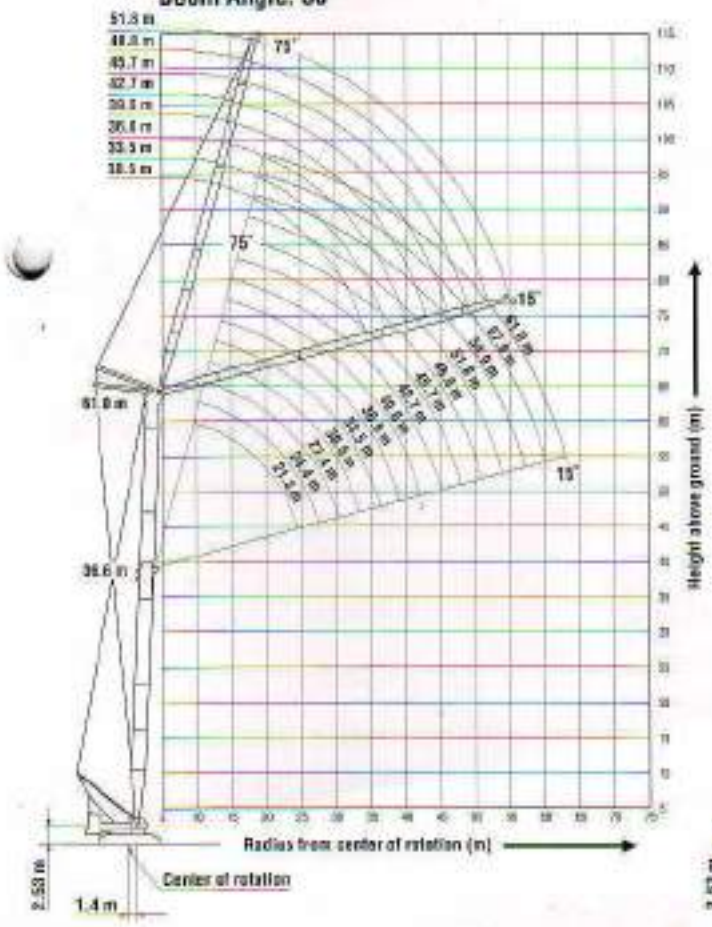

Boom Angle: 63°

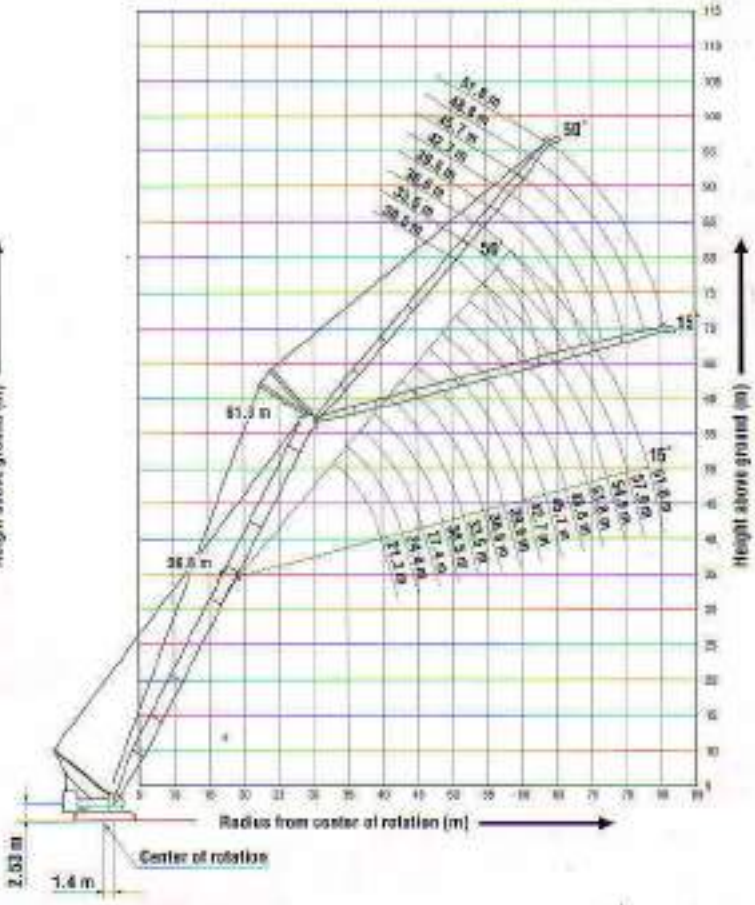

SPECIFICATIONS OF PARTS AND ATTACHMENTS

Dimensions: mm Weight: kg

Base Machine
Weight: 44,900 kg Width: 3,500 mm

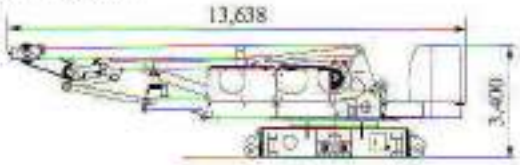

Crawler
Weight: 23,500 kg

Gantry
Weight: 2,920 kg

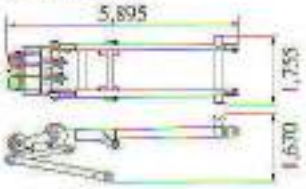

Mast
Weight: 2,970 kg

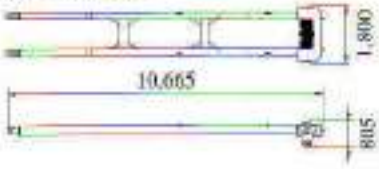

Counterweight Base
Weight: 12,890 kg

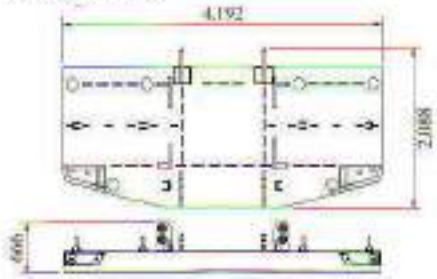

Counterweight B
Weight: 5,625 kg x 6 pieces

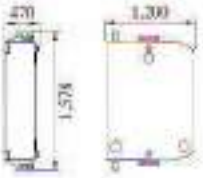

Carbodyweight A
Weight: 4,375 kg x 2 pieces

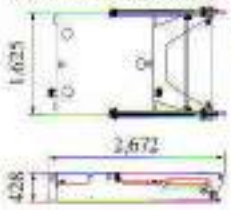

Carbodyweight B
Weight: 5,625 kg x 2 pieces

Boom Base
Weight: 3,250 kg

Boom Top
Weight: 3,138 kg (with guy cables)

Insert Boom

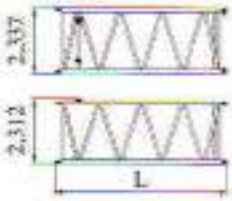

	L (mm)	Weight (kg)*
3.0m	3,175	776
6.1m	6,223	1,292
12.2m	12,320	2,243

*with guy cables

Jib Base with Strut (For Crane)
Weight: 510 kg Width: 1,040 mm

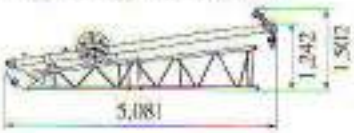

Jib Top (For Crane)
Weight: 315 kg

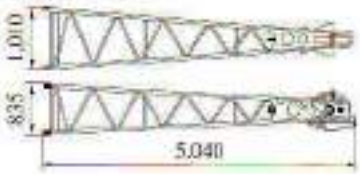

Travel Kit Assembly
Weight: 6,000 kg

Luffing Main Boom Top
Weight: 1,890 kg

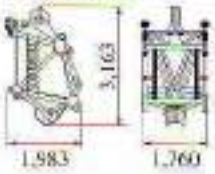

Luffing Taper Insert Boom
Weight: 1,030 kg

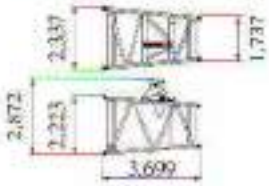

Luffing Jib Base
Weight: 1,140 kg

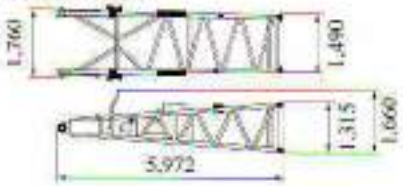

Luffing Jib Top
Weight: 1,170 kg

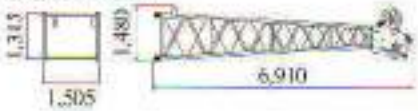

Front Strut (Luffing Jib)
Weight: 1,160 kg

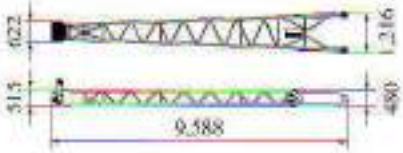

Rear Strut (Luffing Jib)
Weight: 1,130 kg

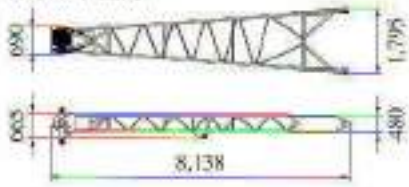

TRANSPORTATION PLAN

(Main Boom 61.0 m + Luffing Jib 51.8 m)

Configuration	Description	Total Weight
No.1 Low Loader 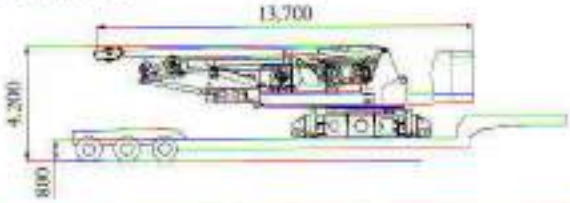	Base Machine = Including 3rd winch Translifter All wire ropes	44.90 ton
No.2 & No.3 Tent Side Truck	Crawler =	23.50 ton
No.4 & No.5 Flat Bed Trailer 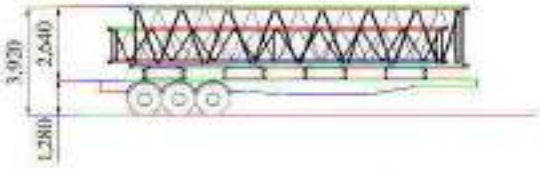	Counterweight (4 x 5.63 ton) = 40 ft Main Boom x 1 = 40 ft Luffing Jib x 1 = Total =	22.52 ton 2.24 ton 0.96 ton 25.72 ton
No.6 Flat Bed Trailer 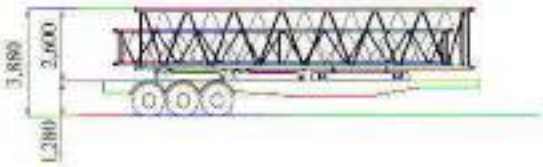	Counterweight Base x 1 = 40 ft Main Boom x 1 = 20 ft Luffing Jib (2 x 0.54 ton) = Carbodyweight Base (2 x 4.38 ton) = Total =	12.89 ton 2.24 ton 1.08 ton 8.76 ton 24.97 ton
No.7 Tent Side Truck 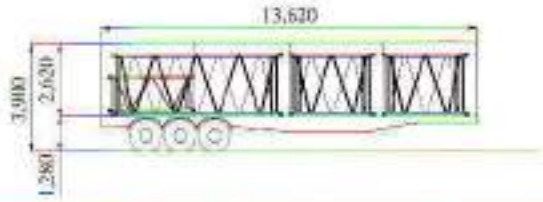	10 ft Main Boom (2 x 0.74 ton) = 20 ft Main Boom x 1 = 10 ft Luffing Jib Insert x 1 = Total =	1.48 ton 1.29 ton 0.31 ton 3.08 ton
No.8 Tent Side Truck 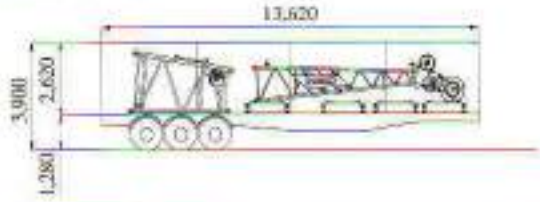	Luffing Jib Top x 1 = Luffing Tapar x 1 = Counterweight (4 x 5.63 ton) = Total =	1.17 ton 1.03 ton 22.52 ton 24.72 ton
No.9 Semi Loader 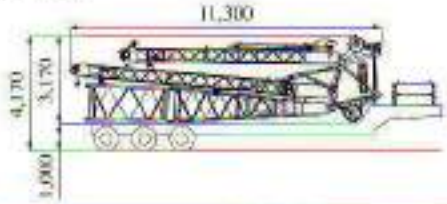	Travel Kit = Counterweight (2 x 5.63 ton) = Total =	6.00 ton 11.26 ton 17.26 ton

Note: This transport plan depends on your specification of trailer and the areas or countries where you transport.

OTHER ATTACHMENTS

CKE2500

Attachments	Weight	Dimensions (L x W x H)
Boom backstop	680 kg	7,065 mm x 997 mm
3.0 m (10 ft) Insert jib	110 kg	3,128 mm x 1,020 mm x 840 mm
6.1 m (20 ft) Insert jib	190 kg	6,175 mm x 1,020 mm x 840 mm
3.0 m (10 ft) Insert Luffing jib	310 kg	3,165 mm x 1,490 mm x 1,290 mm
6.1 m (20 ft) Insert Luffing jib	540 kg	6,210 mm x 1,490 mm x 1,290 mm
12.2 m (40 ft) Insert Luffing jib	960 kg	12,305 mm x 1,490 mm x 1,290 mm
Luffing jib backstop	180 kg	3,575 mm x 346 mm x 226 mm
Strut backstop (luffing jib)	180 kg	3,575 mm x 268 mm
Auxiliary sheave	275 kg	1,080 mm x 936 mm
Auxiliary sheave (luffing jib)	380 kg	1,012 mm x 893 mm x 914 mm
Lower spreader	700 kg	1,350 mm x 1,305 mm x 500 mm
Luffing jib drum	1,470 kg	1,696 mm x 1,040 mm x 1,053 mm
Ball hook	450 kg	1,200 mm x 380 mm dia.
35-ton hook	900 kg	1,575 mm x 365 mm x 700 mm
70-ton hook	1,200 kg	1,825 mm x 384 mm x 700 mm
100-ton hook	1,800 kg	2,025 mm x 555 mm x 700 mm
150-ton hook	2,300 kg	2,665 mm x 715 mm x 700 mm
250-ton hook	4,200 kg	2,306 mm x1,616 mm x 720 mm

CE

Note: Due to our policy of continual product improvements all designs and specifications are subject to change without advance notice.

KOBELCO CONSTRUCTION MACHINERY CO., LTD.

17-1, Higashi-Gotanda 2-chome, Shinagawa-ku, TOKYO, 141-8626 JAPAN
Tel: ++81 (0) 3-5789-2121 Fax: ++81 (0) 3-5789-2134

KOBELCO CONSTRUCTION MACHINERY (EUROPE) B. V.

Bolderweg 50, 1332 AW Almere, The Netherlands
TEL: +31-36-549-5500 (5563) FAX: +31-36-549-5558

Bulletin No. CKE2500-5301

03061000 Printed in Japan